

A Worthy Certificate




Helping others through my hobbies is one of the things in life I really enjoy. Of course, taking care of my young grandson beats that.




Several years ago, I came across several old scout certificates. One in particular, a British Boy Scouts certificate, had a great deal of character but it was very tattered. I spent a number of hours cleaning it up which included straightening up the right border and changing out the British flag for a U.S. flag. Now it was ready for many uses.

The first use I thought of was for Wood Badge as the certificate had a picture of Baden Powell at the bottom. My focus was for staffers so I made one with three beads and one with four beads and later added one with two beads for anyone attending Wood Badge.

The next use was for the boy earning Eagle Scout. The medal I displayed was a 1930 Robbins Type 2A medal which is among the nicest made because of the detail (<https://www.sageventure.com/scoutingcentury/eagle/robbins2.html>).





I made some other uses but the next popular use was for a Scoutmaster certificate with a 1920's Scoutmaster Badge. In the early years, colors defined badges and silver and green was the color of the Scoutmaster. In addition, a Scoutmaster was supposed to represent the knowledge and skills of a First Class Scout so that is the emblem he wore. You can see the early badges on this web page - <https://www.sageventure.com/history/SM/SMbadges.html>.

I've had many thank yous for making these certificates available on <https://www.sageventure.com/store/certificates.html#early> but the pleasure has been mine. The cost of the certificates goes to paying for the card stock paper, ink and my website; not for making me a business. Making something nice for others brings me the pleasure I enjoy.